
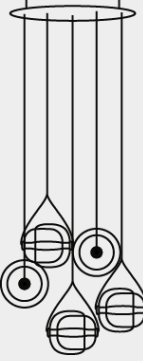


## PRODUCT LIST

### IDENTIFICATION

	<b>PC</b> PC966	<b>PC966</b> <b>Ø 700 × 50</b> 
	<b>NAME</b> CAPSULA METAL CANOPY D700 H2000	
	<b>TYPE</b> PENDENT LAMP	
	<b>COLLECTION</b> CAPSULA	
	<b>LINE</b> EXCLUSIVE LINE	
<b>DESIGNED BY</b> LUCIE KOLDOVÁ		
<b>DIMENSIONS (MM)</b> 700 × 2000 × - x -		

### CHARACTERISTIC

#### FEATURES

CAPSULA IS A SOPHISTICATED AND EXHILARATING LIGHT BEARING RESEMBLANCE TO A PLANT CELL OR SEED. THE NUCLEUS OF THE PIECE IS A TUBULAR TRIPLEX-GLASS LED LIGHT SOURCE, DEVELOPED BY BROKIS, THAT TRANSECTS THE INNER SHADE AND TRANSLUCENT EXTERNAL SHELL TO FORM A NOTIONAL AXIS. THE LAYERING AND OVERLAPPING OF THESE THREE DISTINCT COMPONENTS GIVE RISE TO DRAMATIC 3D OPTICAL EFFECTS. THE END CAPS FASTEN THE COMPONENTS TOGETHER AND SERVE AS ANCHOR POINTS FOR THE CREATIVE DUAL SUSPENSION STRAPS, WHICH ALSO CONCEAL THE POWER CABLE AND ALLOW FOR VARIATION IN THE FINAL POSITIONING OF THE LIGHT. THE CAPSULA COLLECTION IS OFFERED IN SETS AS WELL AS INDIVIDUAL LIGHTS THAT CAN BE COMBINED PER CUSTOMER REQUIREMENTS. FROM 2018, CAPSULA IS FITTED WITH SPECIAL INTEGRATED CONNECTORS DEVELOPED BY BROKIS TO FACILITATE INSTALLATION AND CLEANING.

#### TECHNOLOGY

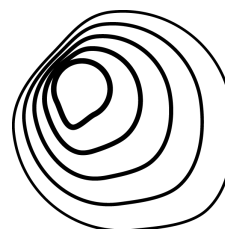
THE CRAFTSMANSHIP APPLIED IN PRODUCTION FOLLOWS IN THE CENTURIES-OLD TRADITION AND EXPERIENCE OF MASTER GLASSMAKERS. THE PRECISION CRAFTING OF HAND-BLOWN GLASS INSTILLS DISTINCTIVE, ENDURING CHARACTER AND OUTSTANDING QUALITY IN ALL BROKIS PRODUCTS. THE GLASS SHADES ARE FORMED FROM MULTIPLE LAYERS OF MOLTEN GLASS, EACH OF WHICH IS SCRUTINIZED BY THE MASTER GLASSMAKER PRIOR TO BEING BLOWN INTO THE MOLD. UP TO 70% OF THE RESULTING QUALITY IS ACHIEVED IN THIS STAGE OF PRODUCTION. NO LESS ATTENTION TO DETAIL IS PAID IN HANDCRAFTING THE WOODEN ELEMENTS OF THE LIGHT. EACH PIECE IS INDIVIDUALLY PROCESSED BY THE ARTISAN IN A SERIES OF STRICTLY OBSERVED PRODUCTION STAGES. WE TAKE SPECIAL CARE IN SELECTING QUALITY FINE WOOD AND ECOLOGICALLY FRIENDLY MATERIALS TO TREAT IT WITH.



## PRODUCT LIST

### PRODUCT CLASSIFICATION

CAPSULA	METAL CANOPY		PC966
GLASS COLOUR	BAS	AMBER - TRANSPARENT GLASS	CGC515 •
GLASS COLOUR	BAS	VIOLET - TRANSPARENT GLASS	CGC554 •
GLASS COLOUR	BAS	OPALINE - TRANSPARENT GLASS	CGC38 •
GLASS COLOUR	BAS	SMOKE GREY - TRANSPARENT GLASS	CGC516 •
GLASS COLOUR	BAS	TRANSPARENT GLASS	CGC23 •
GLASS SURFACE	BAS	GLOSSY SURFACE	CGSU66
GLASS SURFACE	BAS	ACID-ETCHED BOTH SIDE SURFACE (BEFORE CGSU67)	CGSU881
COLOUR OF THE INNER GLASS	BAS	AMBER - TRANSPARENT GLASS	CGCI686 •
COLOUR OF THE INNER GLASS	BAS	RED - TRANSPARENT	CGCI913 •
COLOUR OF THE INNER GLASS	BAS	VIOLET - TRANSPARENT GLASS	CGCI683 •
COLOUR OF THE INNER GLASS	BAS	OPALINE - TRANSPARENT GLASS	CGCI749 •
COLOUR OF THE INNER GLASS	BAS	ORANGE - TRANSPARENT GLASS	CGCI938 •
COLOUR OF THE INNER GLASS	BAS	PEARL GREY - OPALINE GLASS (CGCI1914) MAT (CGSUI905)	CGCI1915
COLOUR OF THE INNER GLASS	BAS	LIGHT BLUE - TRANSPARENT GLASS	CGCI912 •
COLOUR OF THE INNER GLASS	BAS	SMOKE GREY - TRANSPARENT GLASS	CGCI685 •
COLOUR OF THE INNER GLASS	BAS	TRANSPARENT GLASS	CGCI682 •
COLOUR OF THE INNER GLASS	BAS	YELLOW - TRANSPARENT GLASS	CGCI681 •
GLASS SURFACE OF THE INNER GLASS	ALL	ACID-ETCHED BOTH SIDE SURFACE	CGSUI905
GLASS SURFACE OF THE INNER GLASS	BAS	GLOSSY SURFACE	CGSUI906
CANOPY SURFACE FINISH	BAS	IRON - WHITE MATT POWDER COATING	CCSC618
CANOPY SURFACE FINISH	BAS	IRON - BLACK MATT POWDER COATING	CCSC619
CONNECTION METHOD	BAS	BROKIS CONECTOR	CCM1019
CABLE COLOUR	BAS	TEXTILE CABLE - BLACK	CECL519 •
CABLE COLOUR	BAS	TEXTILE CABLE - LIGHT GREY	CECL1918 •
LENGTH OF CABLE	BAS	2,2 M	CLC1935
LENGTH OF CABLE	EXT	2,2 - 5 M	CLC1936
LENGTH OF CABLE	EXT	> 5M - CABLE LENGTHS OVER 5M MUST BE APPROVED AND QUOTED BY BROKIS INDIVIDUALLY. AT THE SAME TIME, THE CUSTOMER HAS TO	CLC1937
BULBS	BAS	24V, LED, 5W, 2700K, 273LM, RA80+, DIM	CEB1945
BULBS	BAS	24V, LED, 5W, 4000K, 336LM, RA80+, DIM	CEB1946
BULBS	BAS	24V, LED, 5W, 5000K, 356LM, RA80+, DIM	CEB1947
DIMMABLE VERSION	ADD	1-10V	CEDV1460
DIMMABLE VERSION	ADD	AC PHASE-CUT	CEDV1730
DIMMABLE VERSION	ADD	DALI VERSION	CEDV1458
DIMMABLE VERSION	ADD	PWM SIGNAL	CEDV1459
DIMMABLE VERSION	ADD	RF SYSTEM - STANDARD DIMMABLE VERSION	CEDV1461
SCREW CAP	ALL	NON-USER REPLACEABLE LIGHT SOURCE	CESC2488
POWER VOLTAGE (VAC)	ALL	90-305VAC	PV2528
STANDARTS	ALL	CE	CEC160
STANDARTS	ALL	EN 60598-1 ED.6:2015	CEC569



## PRODUCT LIST

STANDARTS	ALL	EN 60598-2-1:1997	CEC568
STANDARTS	ALL	IEC 60598-1:2014	CEC2471
STANDARTS	ALL	IEC 60598-2-1:1979+ A1:1987	CEC2472

---

